

# Bethel Point-In-Time Count & Project Homeless Connect: January 30, 2024

The Point-In-Time Count is the U.S. Department of Housing and Urban Development's (HUD) national annual count of unsheltered and sheltered people experiencing homelessness on a single night in January. Data were collected through surveys and observations by the Bethel Housing and Homelessness Coalition. Data include all 52 people who stayed at Bethel Winter House (BWH) and all 17 adults who stayed at the Tundra Women's Coalition's (TWC) emergency domestic violence/sexual assault shelter and transitional housing the night of January 29, 2024, as well as Project Homeless Connect (PHC) attendees and outreach at the library. Data were collected at BWH, TWC, PHC, and the library on January 30, 2024 (temp. -22°F).

**86** Total people who were experiencing homelessness or at-risk of homelessness.

**6** People were observed (did not complete surveys) during Project Homeless Connect (2), TWC (3), and BWH (1).

**1** People attended the event who were not homeless and are not included in the analysis.

**80** People completed surveys who were homeless or at-risk of homelessness, including temporarily staying with friends/family and transitional housing. Surveyed during outreach (2), at PHC (16), BWH (50), TWC (12).

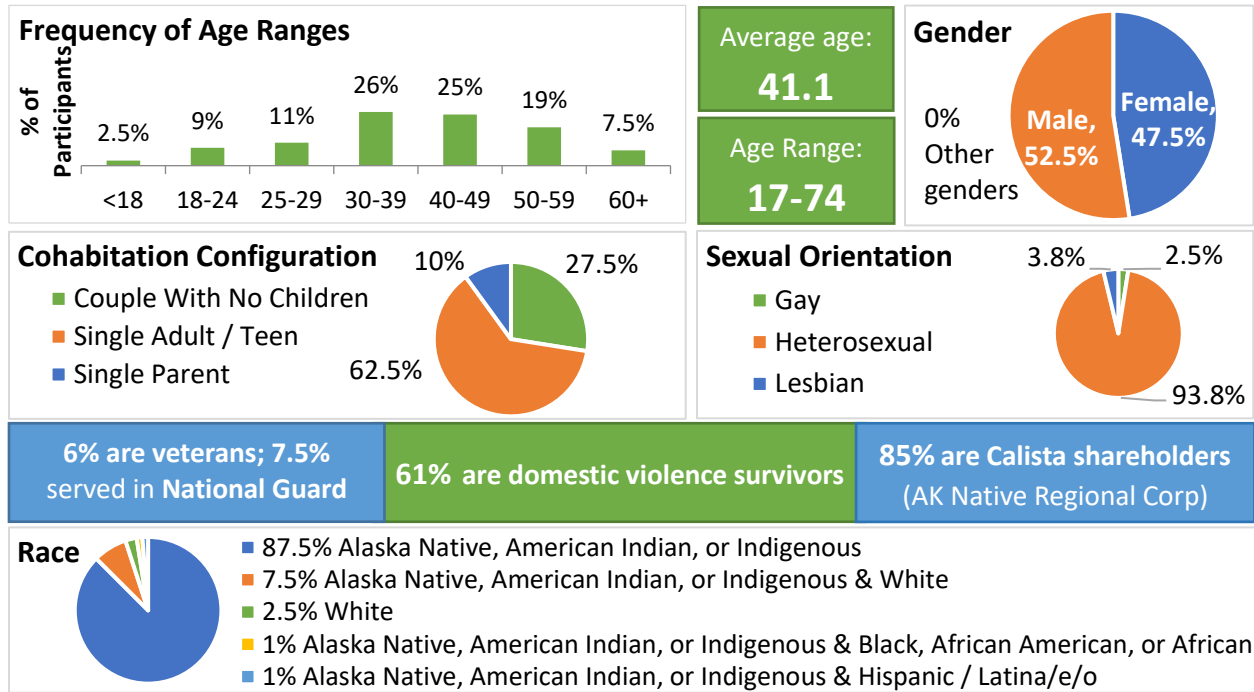
**47** Total attended Project Homeless Connect (16 surveys, 28 attendees surveyed at BWH, 2 observation, 1 not eligible)

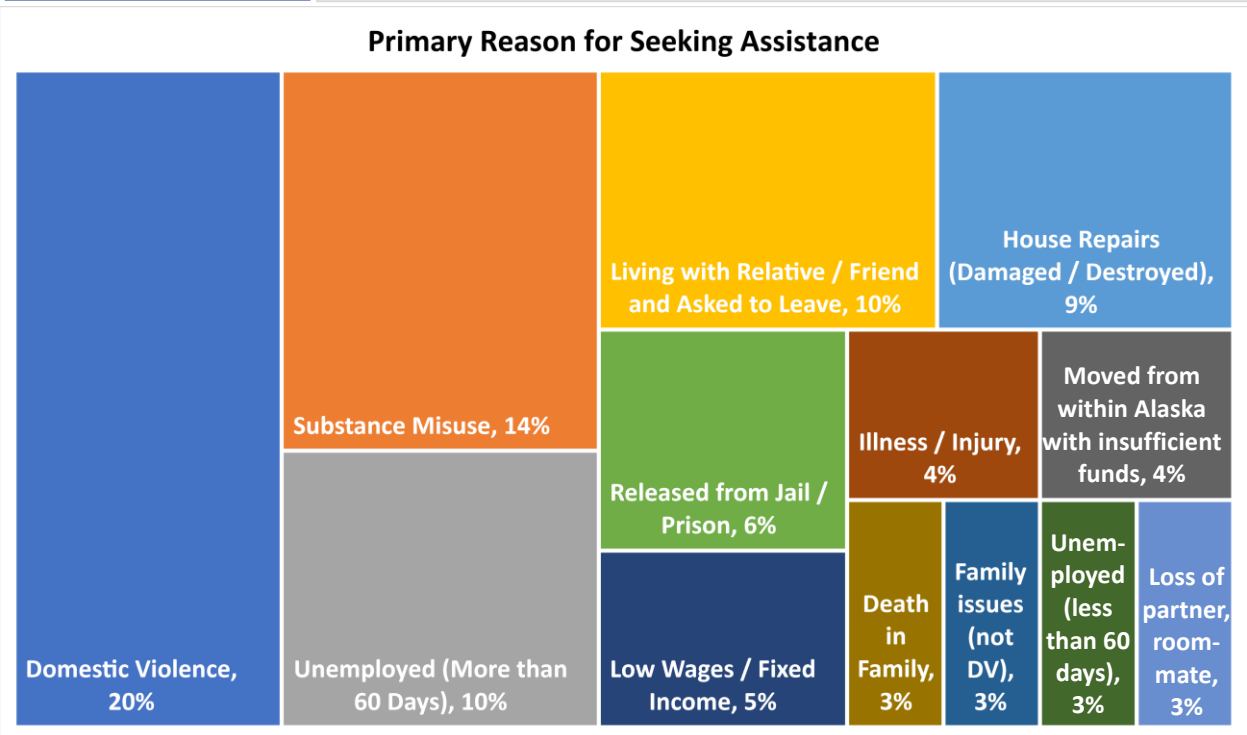

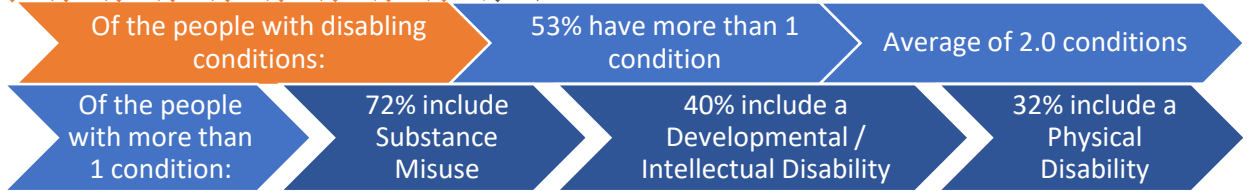
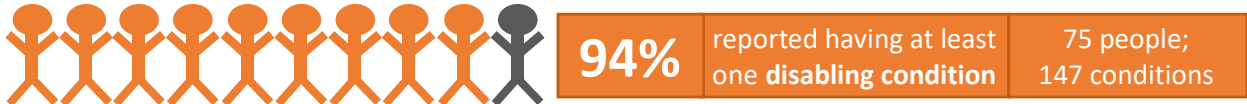
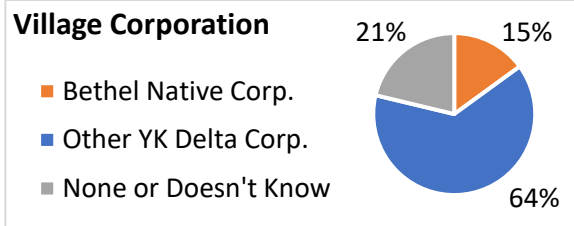
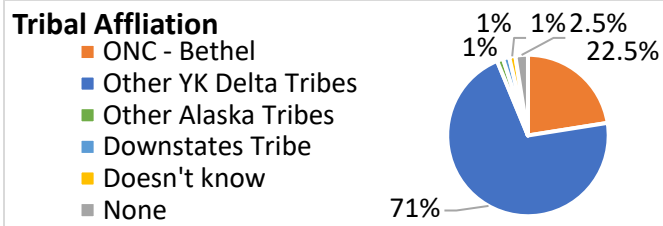
**4** People (5%) surveyed had not been surveyed prior. All 4 were staying at TWC.

**13 Bethel Housing and Homelessness Coalition volunteers** conducted the surveys from: ▪ Bethel Community Services Foundation ▪ Bethel Evangelical Covenant Church ▪ Bethel Winter House ▪ Orutsararmiut Traditional Native Council ▪ Tundra Women's Coalition ▪ Yukon Kuskokwim Health Corporation

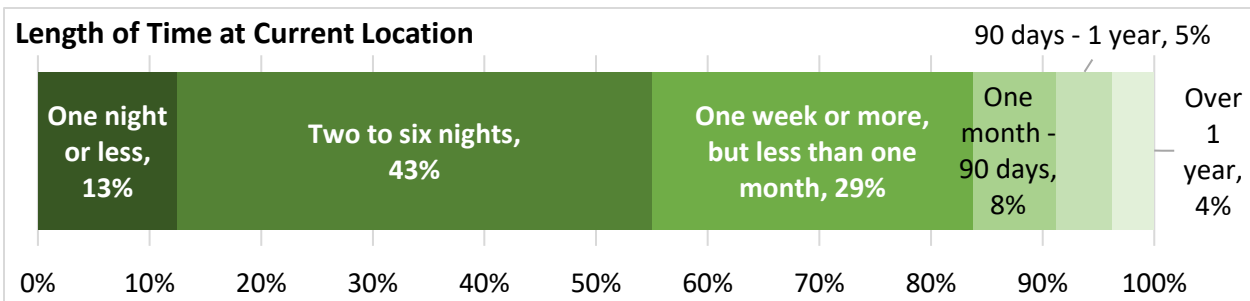
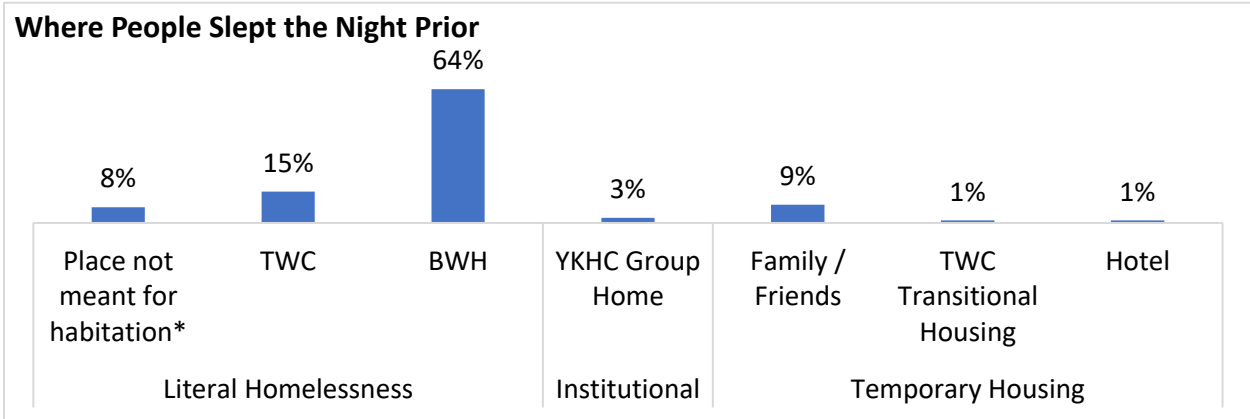
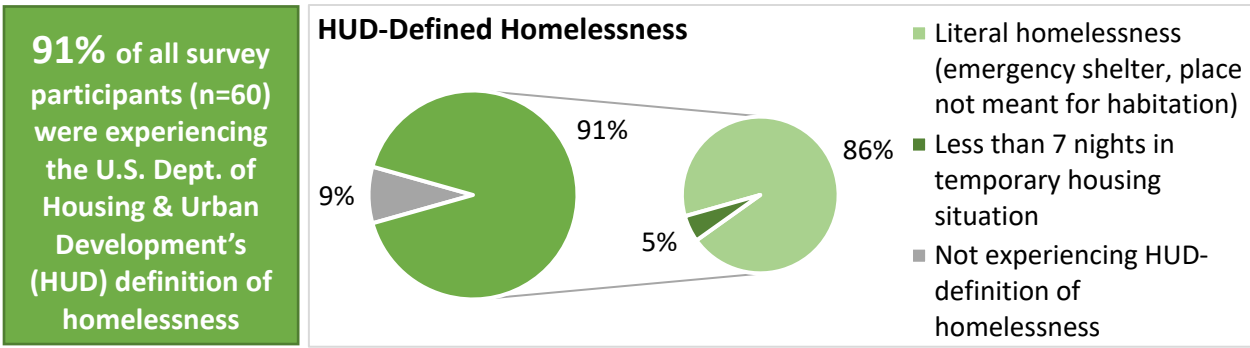
**Comparison:** In 2023, 76 total people experiencing or at-risk of homelessness; 72 surveys done

## SURVEY ANALYSIS (80 PARTICIPANTS)



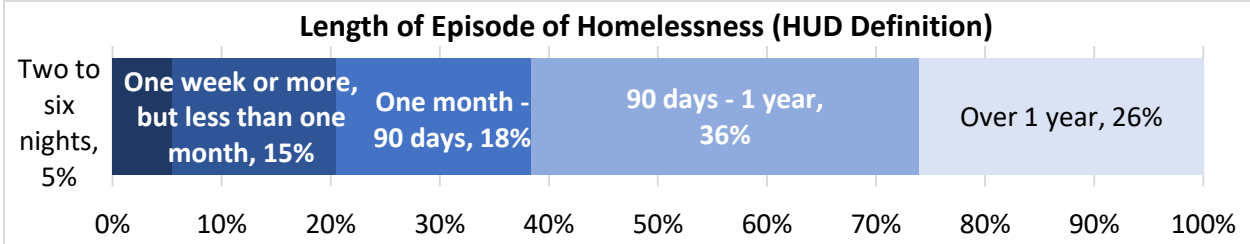


Additionally, 1 person (1%) each: benefits interrupted, damage to rental that led to eviction, hours of work cut, legal issues, loss of job, not enough money to get to home community, stuck in Bethel due to weather.



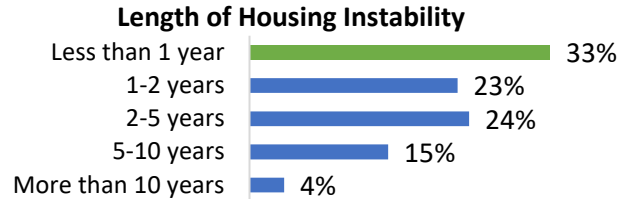
Notes: Bethel Winter House was closed 05.01.2023-10.01.2023 so people could not have stayed there for more than 1 year continuously at the time of the survey.  
 Additionally, this section's data reflects continuous nights at the specific location, not cumulative.

**81% of the people who were experiencing the HUD definition of homelessness (74% of all survey participants) have been experiencing an episode of continual homelessness longer than just their current location, i.e., they've moved between places, but always in a homeless situation.**



**100%** Have stayed in an **emergency shelter or in a place not meant for habitation** (including abandoned buildings, outside, and vehicles) **at least once at some point in their lifetime.**

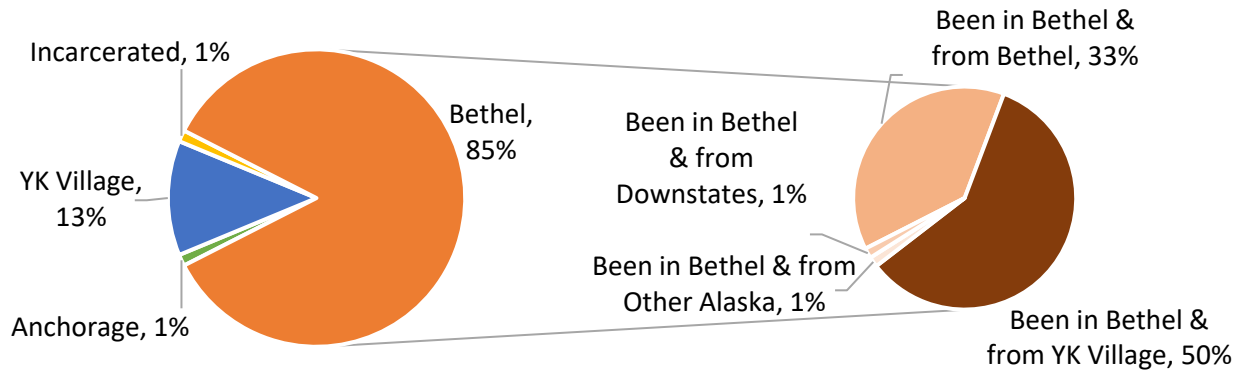
In Bethel, we are also interested in how long individuals have been staying temporarily with friends or family to understand overcrowding and “couch surfing” in our community. We are therefore using a broader concept, **housing instability**, which would include these situations.



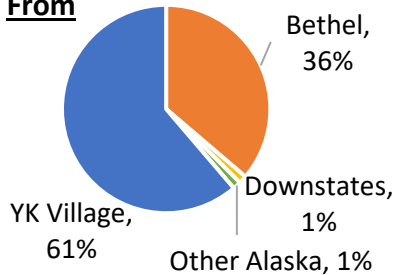
Average: 2.6 years • Range: 5 nights to 14 years

### Where Participants have Been for the Past Year

*Where the 85% of Participants are from who have been in **Bethel** for the Past Year*

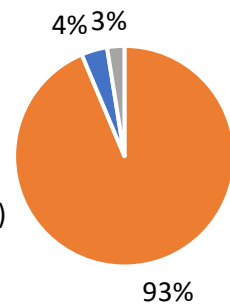


### Where Participants are From



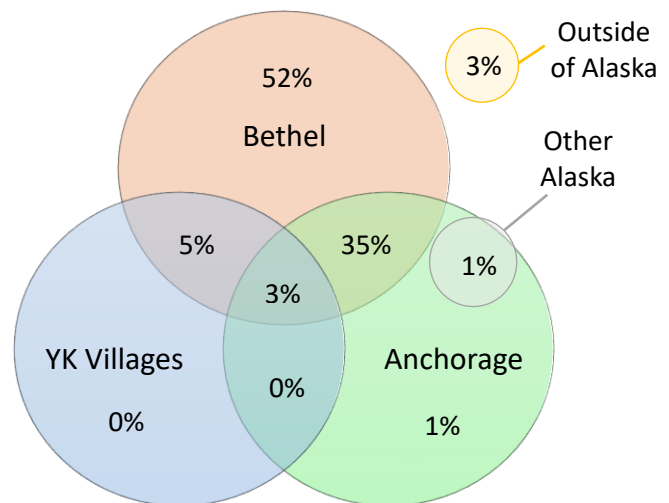
### Type of Assistance Wanted

- A permanent place to live (in Bethel or somewhere else)
- Only relocation assistance (already has a place to live somewhere other than Bethel)
- Doesn't Know



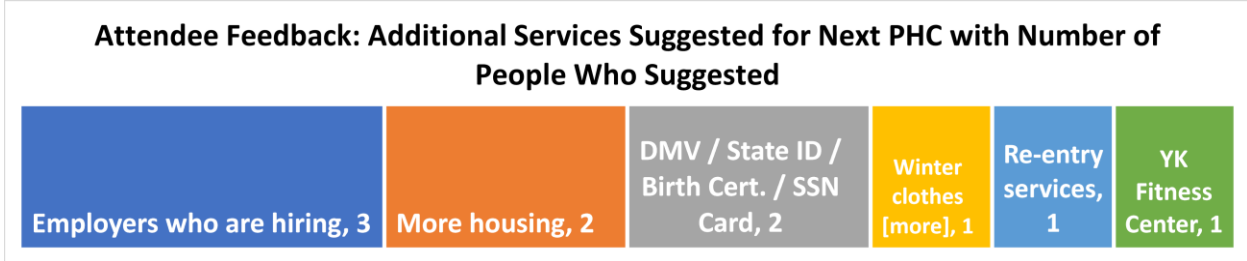
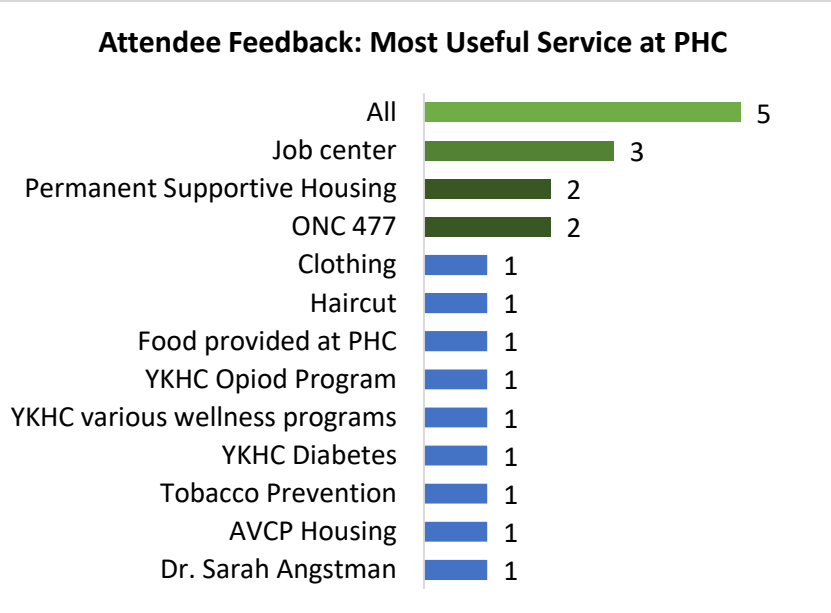
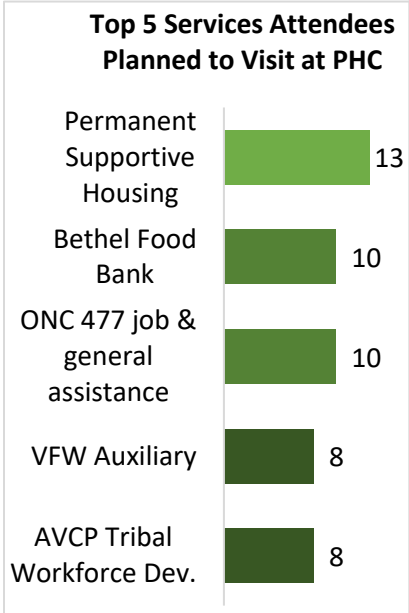
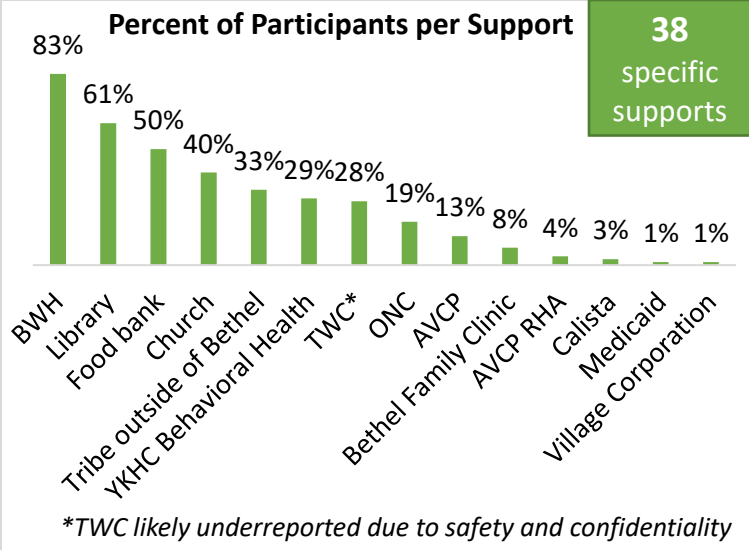
Of those **93%** looking for a permanent place to live, communities they would be willing to live in:

People mostly want to live in Bethel and the YK Region:  
**52%** want to **only live in Bethel**  
**95%** willing to live in **Bethel and somewhere else**  
**57%** want to **only live in the YK region (Bethel and/or YK villages)**



**100%** are connected to organizational supports.  
Average per person: 3.7 • Range: 1-10

**17 specific tribes:** Akiak, Alakanuk, Bill Moore Slough, Chuathbaluk, Goodnews Bay, Kongiganak, Kotlik, Kwethluk, Mekoryuk, Napakiak, Pilot Station, Pitka's Point, Scammon Bay, Tuluksak, Tununak, Upper Kalskag, Tribe outside of YK Delta  
**8 specific churches:** 7<sup>th</sup> Day Adventist, Baptist, Catholic, Covenant, Korean, Moravian, Russian Orthodox, United Pentecostal



Thank you to the people experiencing or at-risk of homelessness who shared their information for this report. Thank you also to the volunteers who conducted the surveys and the organizations that planned, conducted, and funded the surveys & Project Homeless Connect events. The Coalition uses reports from Bethel Project Homeless Connect events and Bethel Winter House to identify and secure more resources and supports and design data-driven services for people experiencing homelessness in our community. This report was prepared by Ariel Herman, Project Analyst supported by the Bethel Community Services Foundation.