


Bethel Housing and Homelessness Coalition Project Homeless Connect—October 2019

Project Homelessness Connect data was collected through surveys and observations by the Bethel Housing and Homelessness Coalition. Data includes all 11 adult women staying at the Tundra Women's Coalition's (TWC) emergency domestic violence/sexual assault shelter and transitional housing at that time. Bethel Winter House Shelter was not yet open for the season. Most data was collected at Project Homeless Connect on October 26, 2019, a rainy day (43°F). Two additional surveys were done with TWC participants on October 28, 2019.

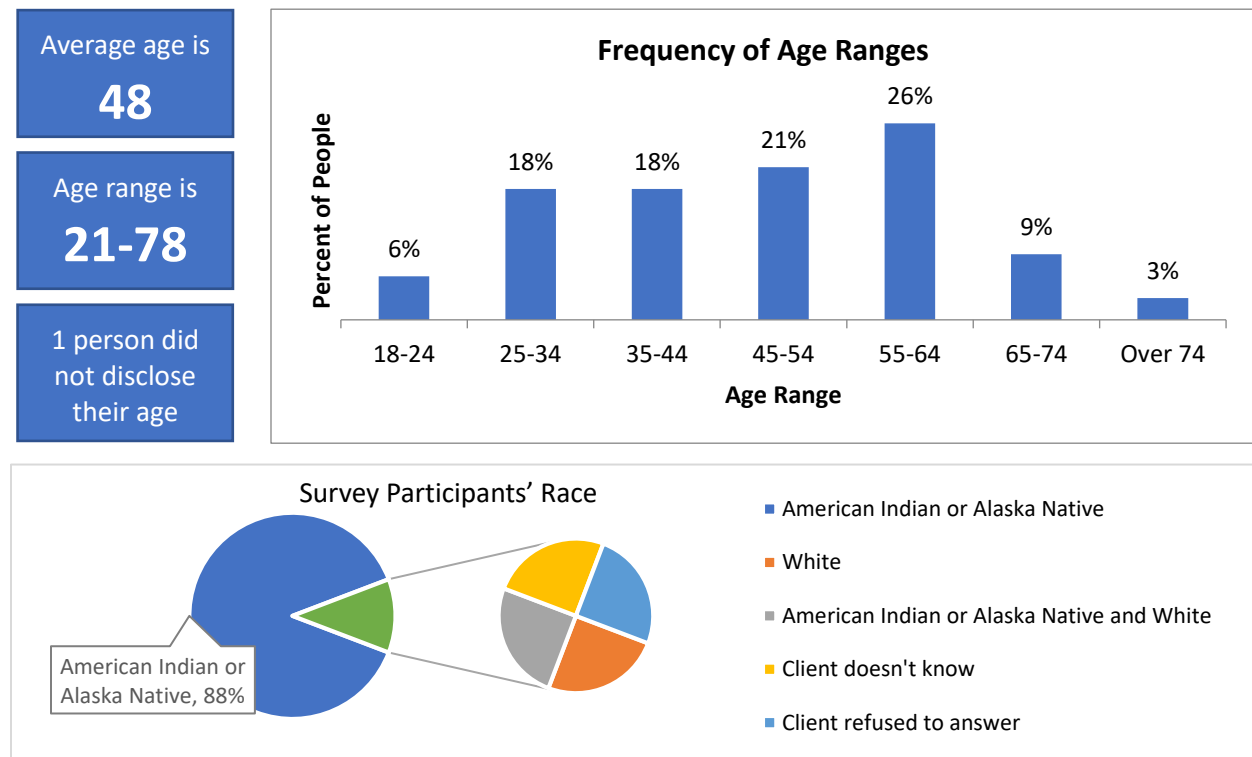
OVERVIEW

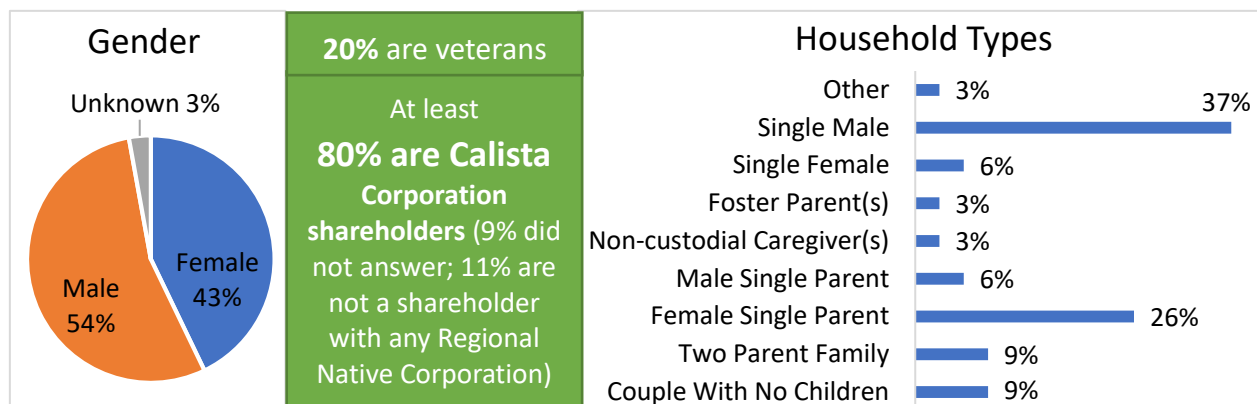


Surveys were conducted by the Bethel Housing and Homelessness Coalition, including Bethel Community Services Foundation, Bethel Police Department, Bethel Winter House, Kuskokwim Consortium Library, Tundra Women's Coalition, and Yukon Kuskokwim Health Corporation

SURVEY ANALYSIS

Demographics





17% Reported receiving special education services when in school

40% Are survivors of domestic violence (DV), which is more than just those staying at TWC (26%)

20% Reported being in foster care as a child

71% of the DV survivors are currently fleeing DV



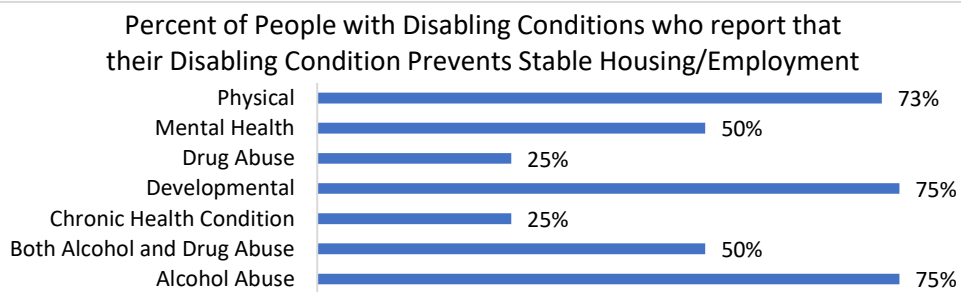
69% reported having at least one disabling condition

2 conditions per person on average

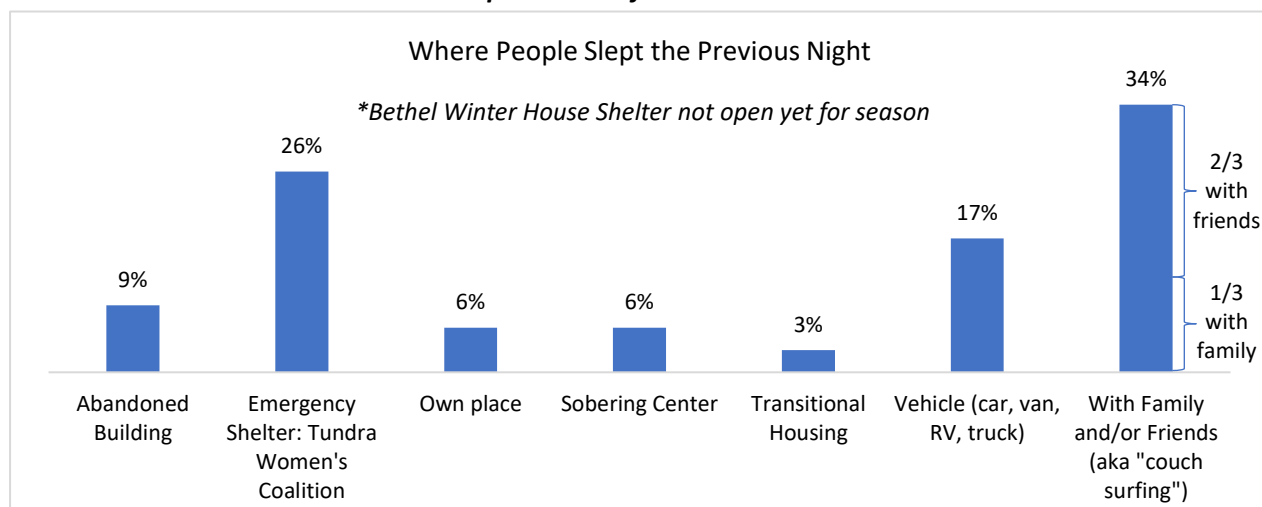
Percent of participants with each disabling condition:

34% alcohol abuse, **31%** physical, **23%** chronic health condition, **17%** mental health, **14%** drug abuse, **11%** both alcohol and drug abuse, **11%** developmental, **0%** HIV/AIDS.

56% Of people with a disabling condition reported that it **prevents them from having stable housing and employment**



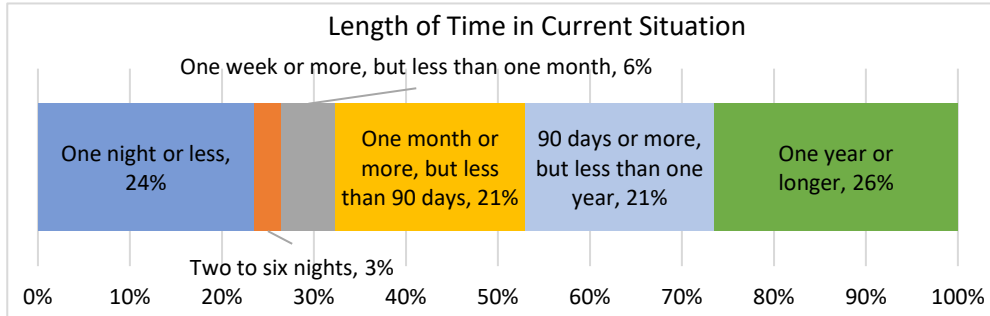
Experiences of Homelessness



Of the 26% (9) people staying in places not meant for habitation (abandoned buildings and vehicles), most were single males, and also included a couple with no children and one other unknown household type.

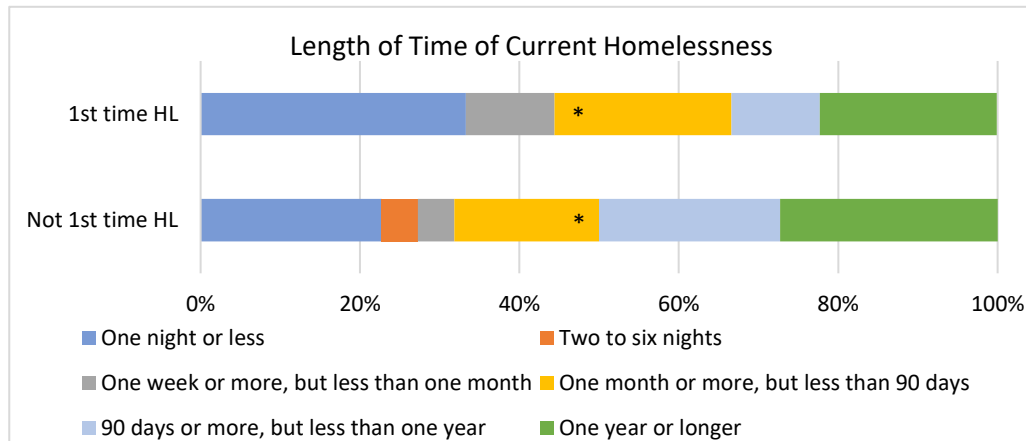
Most women (53%) stayed at TWC, followed by friends or family (27% of women). All but 2 of the female single parents stayed at TWC.

The highest percentage of men (42%) stayed with friends or family, followed by a vehicle (26% of men).



67% of women were in their current situation **less than 90 days**. **64%** of men were in their current situation **more than 90 days**.

63% Said that this was **not their first time homeless**



*The average length of time of current homelessness is slightly higher for people who are not experiencing homelessness for the first time.

97% have stayed in an **emergency shelter or on the streets** (including abandoned buildings and vehicles) **at least once at some point in their life time** (only 1 person had not; they stayed primarily with friends or family)

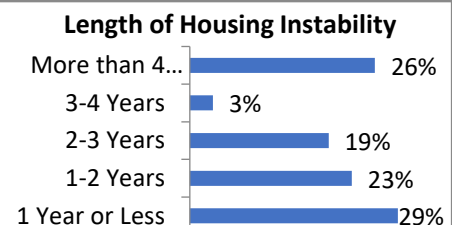
51% have been on the streets or in shelter for **more than 12 months** in the past 3 years

29% have been on the streets or in shelter **4 or more times** in the past 3 years

Separate times are counted by having a break in federally defined homeless experiences. Federally defined homelessness is generally on the streets (including abandoned buildings and vehicles) or in emergency shelter. They count breaks as staying at least 7 days in their own place or with family or friends; or at least 90 days in an institution like prison or treatment center.

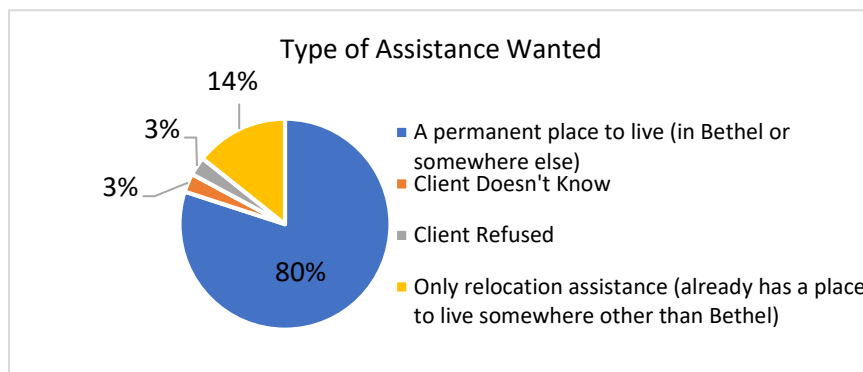
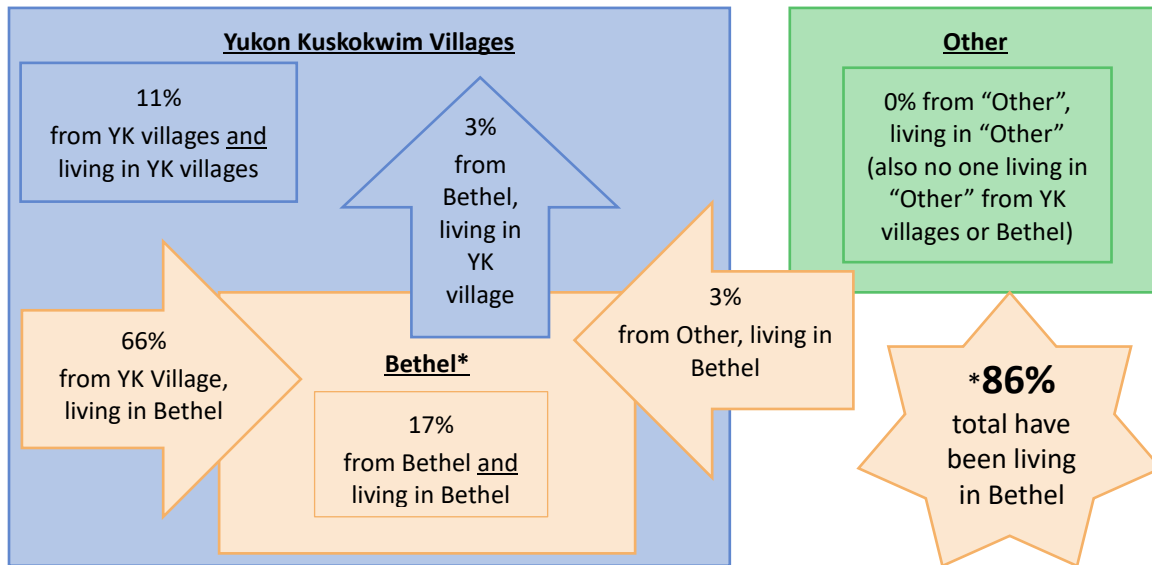
In Bethel, we are also interested in how long they have been staying temporarily with friends/family to understand overcrowding and “couch surfing” in our community. We are therefore using a broader understanding of homelessness to be **housing instability**, which would include these situations.

Housing instability
Average: **5.7 years**
Median*: **1.9 years**



*Median is the middle point of the numbers

Where are participants from? Where have they lived for the past year?



There is not a single profile for those seeking only relocation funds. They include people from both Bethel and villages, who have been staying in both places for the last year, and who each have a different relocation preference.

Permanent Location Preferences

Of those 80% looking for a permanent place to live, they responded to whether they would prefer to live in Bethel, a YK village, and/or Anchorage (they could select multiple places). Everyone was willing to live in at least one of those 3 choices.

People mostly want to live in Bethel:

